
Indoor Recess

While we make every effort to go outdoors for recess each day, in inclement weather students will return to their classrooms for recess. Students will have indoor recess when the temperature outside is below 20° F with the wind chill factor. During this time, students will have the opportunity to read, write, draw or play games.



Consequences

If a student behaves inappropriately, supervisors will:


1. Issue a verbal warning.
2. Give child a time out or a logical consequence.
3. Refer child to classroom teacher. Teacher will discuss matter with child and may contact his/her parents if appropriate.
4. Refer child to principal. The principal will discuss incident with child and may call his/her parents if appropriate.

Students involved in physical incidents or who use inappropriate language should immediately be sent to an administrator.

If child is referred to an administrator, he/she will complete a reflection sheet which will be sent home for parent/guardian to sign.

Role of Supervisors


In order to make our playground SAFE, both physically and emotionally, supervisors are asked to...



- **Be vigilant**
By continuously watching and listening. Supervisors should always be alert to student behavior and to the condition of the playground.
- **Be caring and supportive**
Validate words and actions that reflect students making good choices and interacting respectfully.
- **Communicate** (via walkie-talkie and in-person)
With one another, the students, classroom teachers, office, and administrators.
- **Enforce Expectations**
Validate safe, appropriate behavior. Use verbal warnings, logical consequences, or time outs, to stop negative behaviors. Inform a teacher or administrator if a problem persists or escalates.

Lunch & Playground EXPECTATIONS

POUND RIDGE ELEMENTARY SCHOOL



Created by PRES
2017-2018



Lunchroom




Enjoy our **cafeteria** by being ...
KIND, RESPECTFUL, and RESPONSIBLE

1. As you enter, listen and follow directions.
2. Walk quietly to your seat or to the lunch line.
3. While purchasing food, wait your turn in line.
4. Purchase food for yourself only.
5. While at your table, stay in your seat.
No switching or saving seats for others.
6. Eat your own food only. There is no sharing of food. Shared food passes on germs and could be problematic for those with allergies.
7. Raise your hand if you need help with utensils, snacks, or bathroom.
8. When using the bathroom during lunch, use a bathroom pass, be quiet and respectful in hallways while classes are working.
No more than 2 students in the bathroom at a time.
9. Talk with friends at your table only.
10. Use a quiet voice.
11. Use good manners while eating.
12. Sit properly at the table (face forward, place feet under the table, no more than 4 children to a bench).
13. Wait for your table to be called to throw away trash.
14. Clean up around and under your seat.
15. Line up quietly.

ALWAYS REMEMBER...

- Listen to and follow directions.
- Use kind words.
- Use good manners.
- Be courteous and respectful to all adults.

*A nut free table is available for students with nut allergies.
Students invited to sit at the nut free table*



Playground (Recess & Brain Breaks)



Enjoy our **playground** by being ...
KIND, RESPECTFUL, and RESPONSIBLE

1. When going outside, follow a teacher and WALK until you reach the end of the brick wall along the side of the building.
2. Play cooperatively and fairly. Take turns and share all equipment. Allow ALL students to be included.
3. Play safely in a way that doesn't hurt you or others. Use kind words.
4. Listen to and follow directions the first time they are given.
5. Use appropriate language.
6. Use good sportsmanship.
7. Keep your hands and feet to yourself.
 1. If someone gets hurt, bring it to an adult's attention.
 2. If you need to enter the building, ask an adult for permission first.
6. NO...
 - food or gum
 - clubs and excluding others.
 - hitting, pushing, shoving and kicking.
 - running on the equipment (Tag games on grass).
 - climbing over fences or standing on rock walls.
7. Rocks and sticks are for building ONLY in area near picnic tables. No swinging, throwing or hitting with rocks or sticks.
8. Chalk should be used on the ground ONLY. Not on building walls.
9. STAY within the playground boundaries. Students must be visible at all times. "If you can't see us, we can't see you."
10. All swings must go in the same direction and keep a safe distance from those who are swinging. Wait in a safe spot. If you are waiting a turn for a swing, count to 60, and then switch. No jumping off swings.
11. When a whistle blows during recess, STOP, LOOK and LISTEN.
12. When a whistle blows at the end of recess, STOP what you are doing, collect all equipment, line up quickly and quietly. Wait for your class to be called.

ALWAYS REMEMBER...

- Listen to and follow directions.
- Use kind words.



FIELD GAMES (Soccer, kickball, Gaga)

Be a good sport at all times! Pick teams fairly. Play safely. Follow game rules. If a game gets rough, the supervisor will end it.

PROBLEM SOLVING SPOT

If you are having a conflict, just like in P.E., go to the **GREEN "Be Kind" BENCH** to talk through the problem. If you need help, ask an adult for help.



SNOWY DAYS

When there is snow, only students with snow pants, gloves and boots may play in the snow. No throwing of ice or snow. No playing on ice.